

4-Zone Wireless Dimming Panel (2.4GHz)

Model No.: K4

Features

- CR2032 battery powered
- No wiring, easy to realize wireless dimming of PUSH switch
- Compatible with MiBoxer / Mi-Light 2.4G series lamps
- Adopt 2.4G RF wireless transmission technology, control distance 30m
- Supports 4 sets of independent control, unlimited number of lamps
- Dimming range 0.1%-100%



Product Parameters

Name: 4-Zone Wireless Dimming Panel (2.4GHz)

Model No.: K4

Input Voltage: 3V (CR2032*1PCS)

Transmitting Power: 6dBm

RF: 2.4GHz

Control Distance: 30m

Working Temperature: -10~40°C

Standby Power Consumption: <6μA

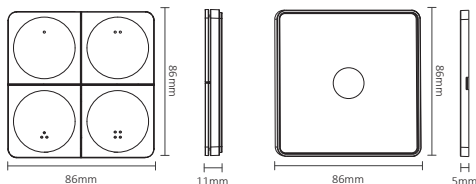
IP Rating: IP20

EMC Standard (EMC): ETSI EN 301 489-1 V2.2.3
ETSI EN 301 489-3 V2.1.1

Safety Standard (LVD): EN 61347-1: 2015+A1:2018
EN 61347-2-11: 2001+A1:2019

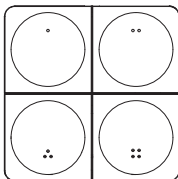
Radio Equipment (RED): ETSI EN 300 440 V2.2.1

Certification: CE, EMC, LVD, RED



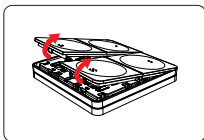
Dimming Control

- Short press to turn on/off the light, long press to adjust the light brightness.
- Supports 4 sets of independent control, unlimited number of lamps

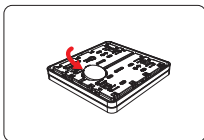


ON/ OFF/ Brightness

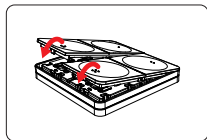
Installation



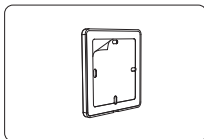
1. Remove up cover



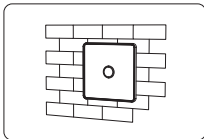
2. Put CR2032 battery into it



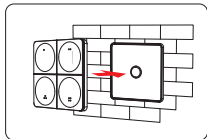
3. Return up cover



4. Tear out the back tape

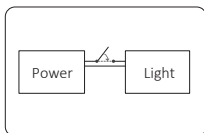


5. Stick the holder on the position where you want

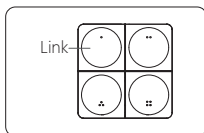


6. Put the rotating switch on the front of holder

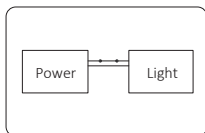
Linking Code Instructions



1. Turn off light 10 seconds and turn on again



2. Short press "Zone" button 6 times within 3 seconds

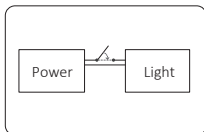


3. Link is done once light flashes 3 times slowly

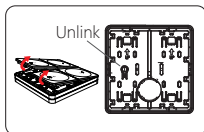


Link is failed if light doesn't flash, please repeat above steps
(Attention: can not link again if dimming panel already finished linking)

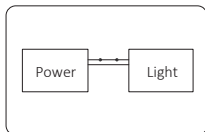
Unlinking Code Instructions



- Turn off light 10 seconds and turn on again



- Short press "Unlink" button 5 times within 3 seconds



- Link is done once light flashes 10 times quickly



Unlink is failed if light doesn't flash, please repeat above steps
(Attention: no need to unlink if the dimming panel never be linked)

Attention

1. Please do not use it in a humid or high temperature environment for a long time. When not in use for a long time, please remove the battery and store it in a dry, static-free environment.
2. Do not use it in an environment with a large area of metal or near strong electromagnetic waves, otherwise the control distance will be seriously affected.